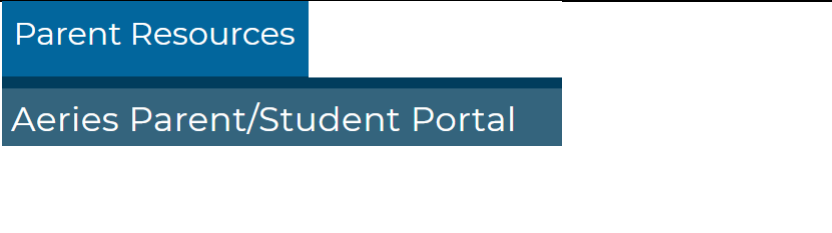

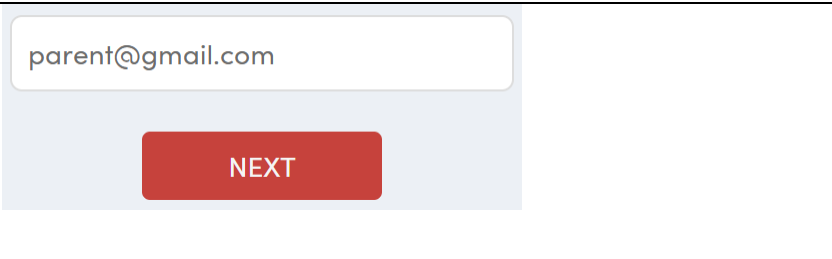


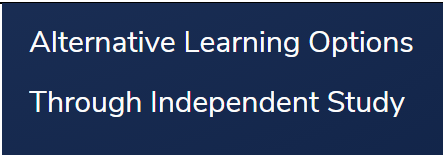


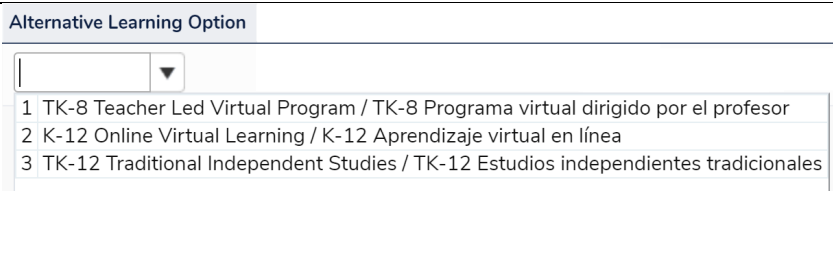
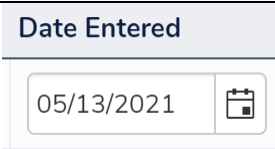
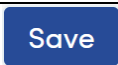


Choosing Your Student's Alternative Learning Options

This guide instructs parents on how to use the Aeries Parent Portal to choose a learning model. Please follow the instructions below. Contact the Enrollment Center with questions at (909) 889-7576 or enrollmentcenter@sbcusd.k12.ca.us.

Go to sbcusd.com .	https://sbcusd.com/
Under Parent Resources , choose Aeries Parent/Student Portal .	
If you do not already have an Aeries Parent Portal account, click on Learn How to Create a Parent Portal Account .	Learn How to Create a Parent Portal Account - English - Español
Click on the PARENT PORTAL LOGIN link.	
Enter your Email Address and click the NEXT button.	
Enter your Password and click the SIGN IN button.	
Click on Student Info .	

<p>Choose Alternative Learning Options Through Independent Study.</p>	
<p>Click on the Add button if this is a new entry</p> <p>-or-</p> <p>Click the Pencil Icon to update an existing record.</p>	 
<p>Select an Alternative Learning Option.</p> <ul style="list-style-type: none"> TK-8 Teacher Led Virtual Program K-12 Online Virtual Learning TK-12 Traditional Independent Studies 	
<p>Enter the Date.</p>	
<p>Click the Save button.</p>	
<p>Your record will be saved.</p>	